



2018 ANNUAL REPORT

IMPACT
family counseling

*Using Christian principles
to build strong families,
support children, and
empower individuals.*

General Information



OBJECTIVE: Impact strives to strengthen family relationships, reduce abuse and neglect, and teach positive coping skills so that at-risk youth and families will make positive life choices that benefit themselves and their communities.

VISION: Impact provides Christian Counseling, education, and mentoring to at-risk youth and families utilizing prevention and intervention strategies.

Board Members

Mr. Will Bryant, Chair
Mr. Bart Moore, Vice-Chair
Mrs. Brenda Adams, Treasurer
Mr. Bentley H. Patrick, Secretary
Mr. Jack Prewitt
Mr. Denis J. Devane

Dr. Jacqueline DeMarco, Ph.D.
Mrs. Renee Fenn
Mr. E. Phillip Powell
Ms. Brooke Whatley
Mr. Clifton Nail
Mr. Patrick Thompson
Mr. George Casey

Client Demographics

PROGRAMS & SERVICES

Impact offers services to families and individuals through five programs: Outpatient Counseling, Family Strengthening Program (FSP), Relationships that Matter (RTM), Successful Schools, and Mentoring. Impact served 1,790 clients in 2018.

AGE

The age clients served across program types, including outpatient counseling ranged from 6 to 60+ years old. 29% were ages 6-18 years old, 69% were 19-59 years old, and 2% were 60+ years old.

GENDER

43% of clients served were male and 57% were female.

RACE/ETHNICITY

61% of clients served identified as Black, 32% as white, and 7% identified as some other ethnicity. Of these clients, 4% identified as Hispanic.

SOCIO-ECONOMIC STATUS

53% of clients served reported a household income of less \$17,900, 21% less than \$29,850, 13% less than \$47,750 and 13% less than

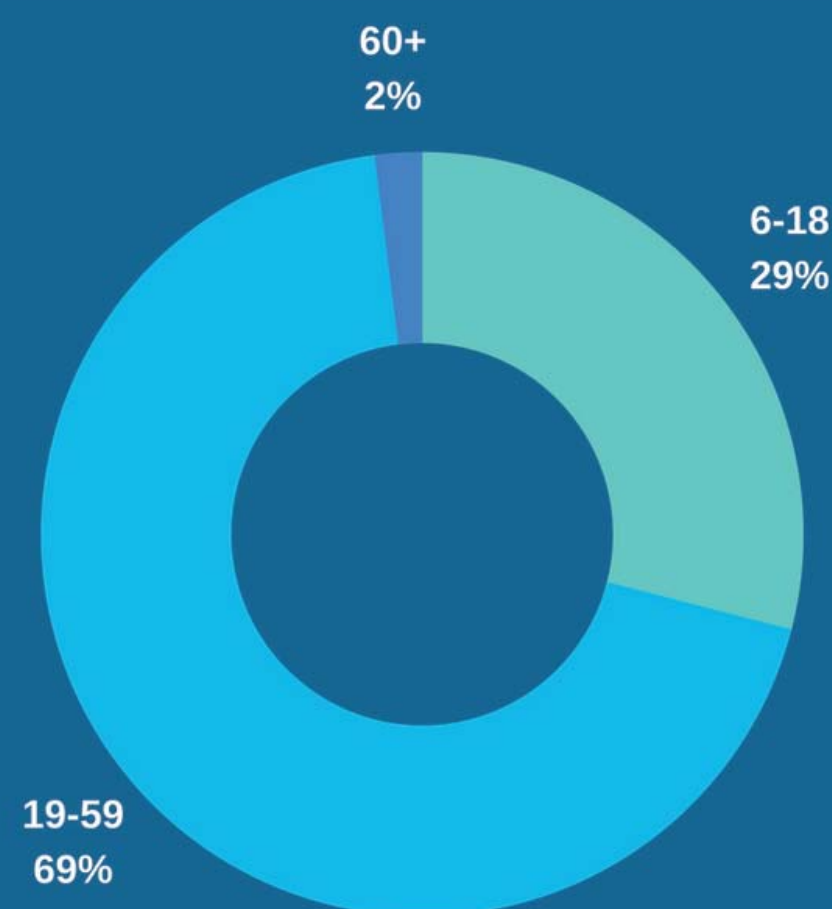
OUTPATIENT - 472

FSP - 506

RTM - 376

177 MENTORING

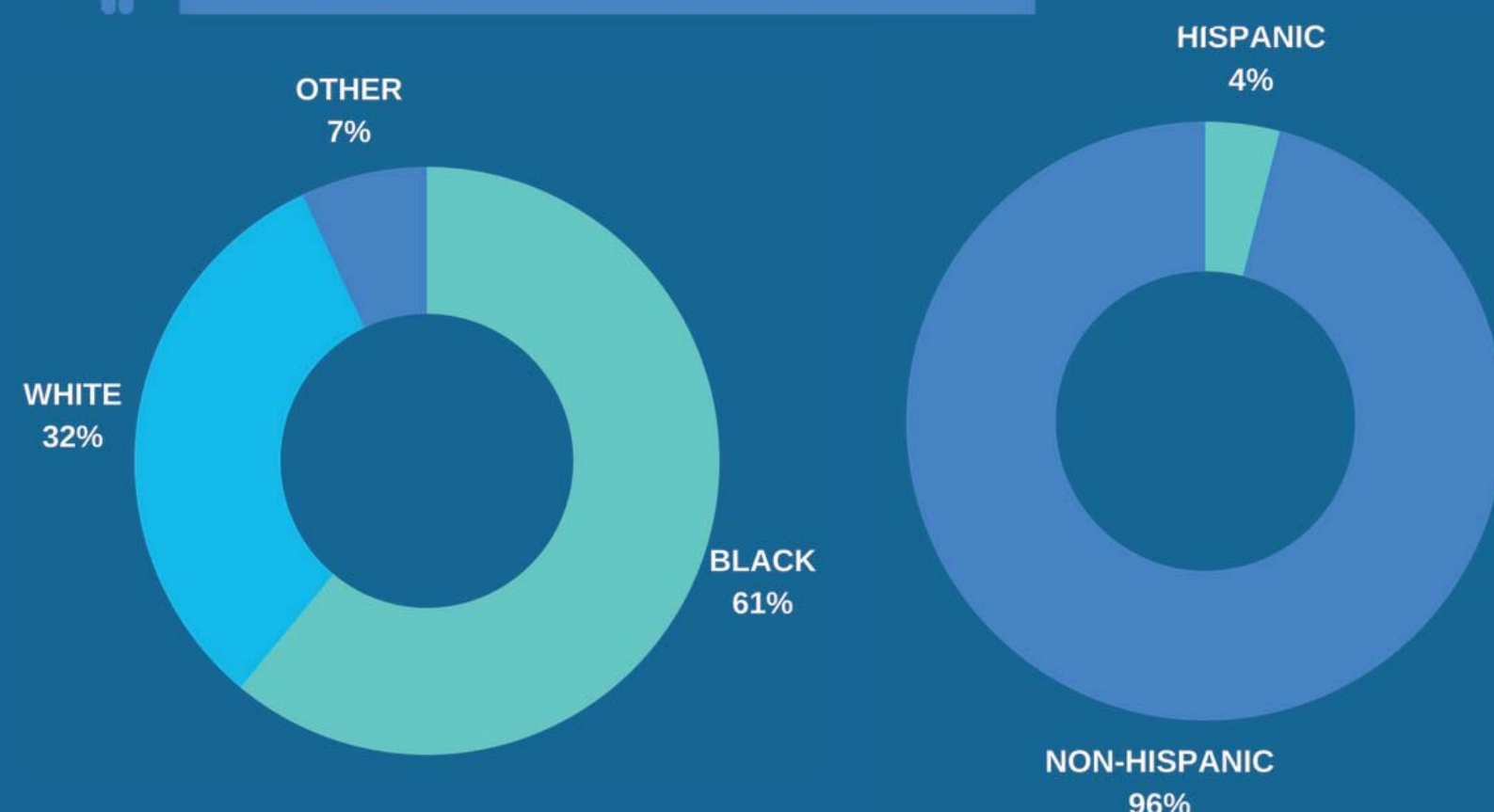
259 SUCCESSFUL SCHOOLS



57% FEMALE



43% MALE



13% COMFORTABLE

13% MODERATE

21% LOW

53% VERY LOW

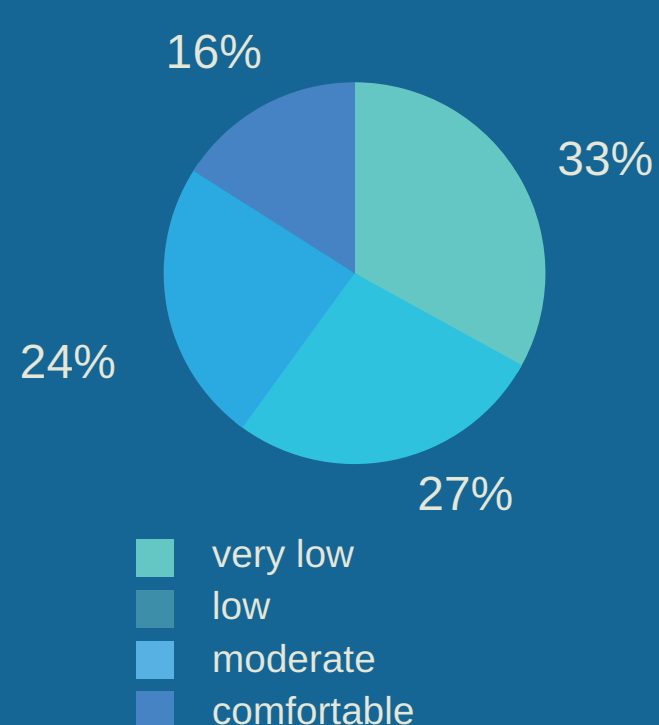
Outpatient Counseling

Outpatient Counseling provides private therapy services to the general public as needed on a sliding scale fee. Individuals, couples and group counseling is available with a licensed therapist. Services are available for most social problems such as depression, anxiety, conflict, marital trouble, and anger management.

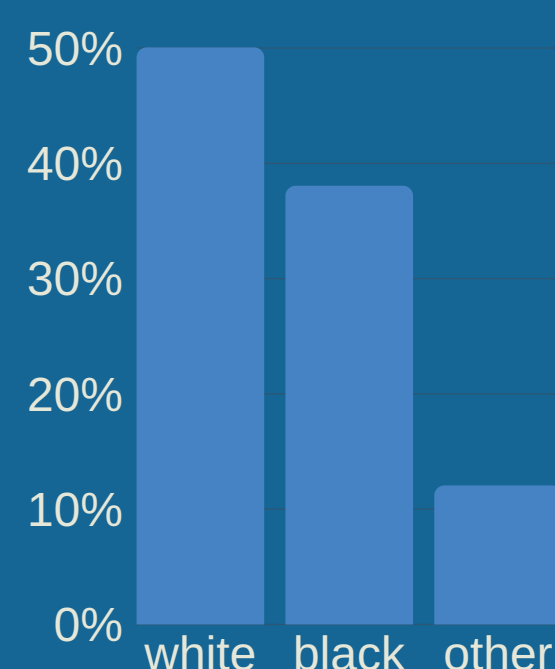
Outpatient Demographics:

Total Served: 472

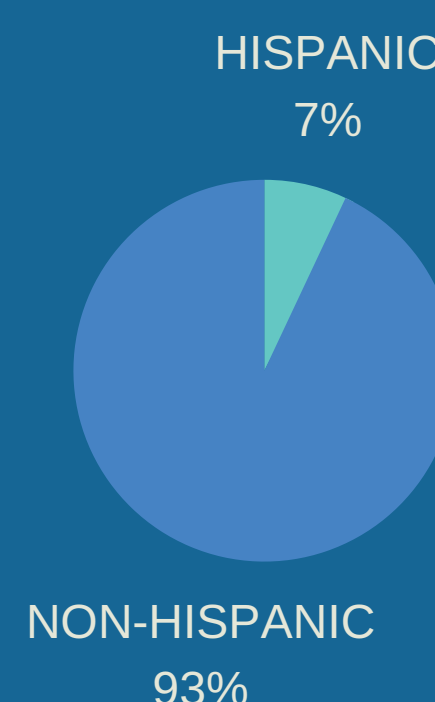
Socio-Economic Status



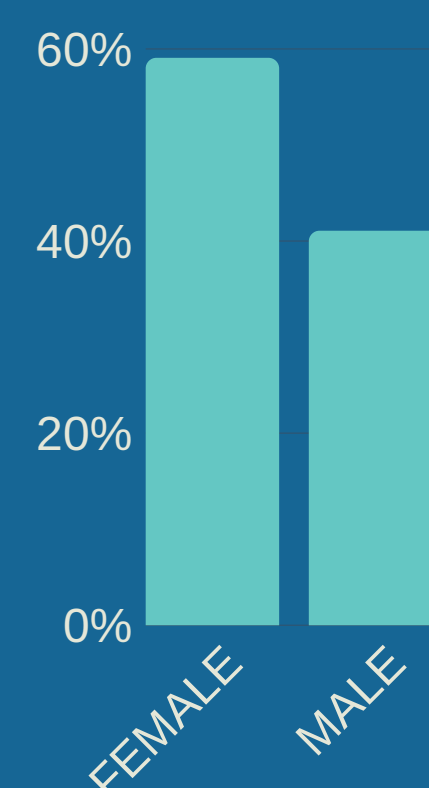
Race



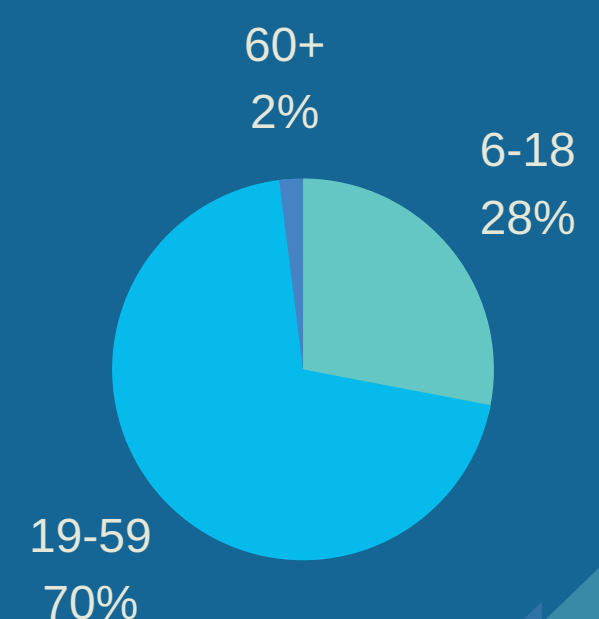
Ethnicity




Gender



Age





64% of clients
demonstrated an
improvement in
communication
skills



63% of clients
demonstrated an
improvement in healthy
coping skills

Outpatient Program Outcomes


56% of clients
showed an
increase in
healthy
relationships
and support
system



59% of clients
demonstrated
an increase in
rational
thinking and
judgment



44% of clients
demonstrated
an improvement
in conflict
resolution and
anger
management
skills



59% of clients
displayed an
increase in
positive self-
esteem and
confidence



53% of clients
demonstrated an
improvement in decision-
making skills

Relationships that Matter



Relationships that Matter (RTM) provides two different service areas: Relationship Education and U-TURN.

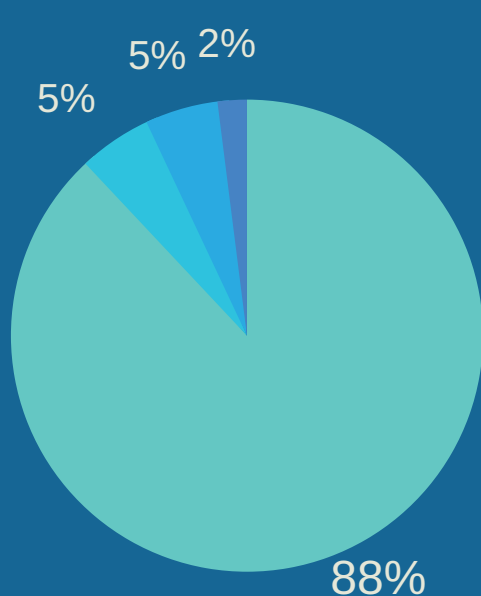
Relationship Education offers couples and individuals group classes on Pre-Marital issues, Marriage Enrichment, & Relationship Education.

U-Turn offers adults on government subsidies a 3-week class designed to teach basic life and workplace skills such as job readiness to help move the person off subsidies and into meaningful employment.

RTM Demographics:

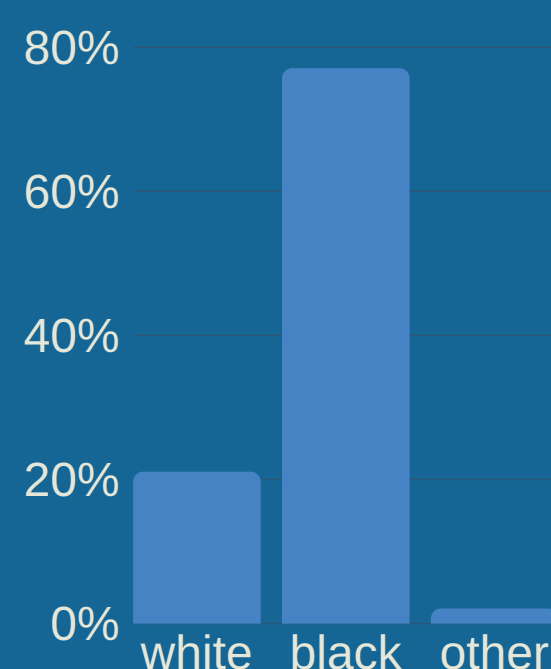
Total Served: 376

Socio-Economic Status

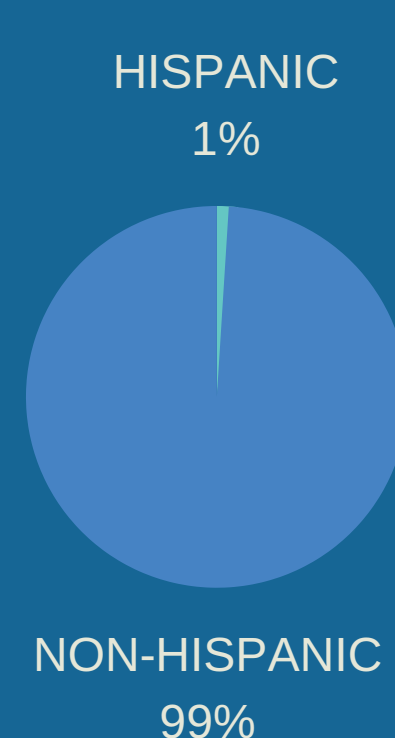


very low
low
moderate
comfortable

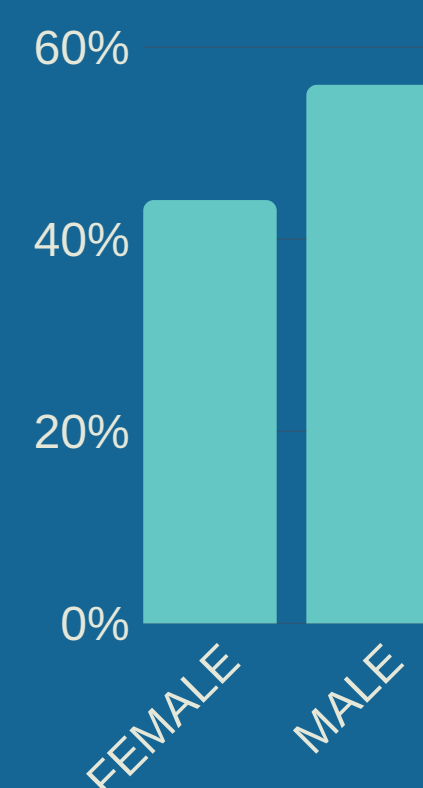
Race



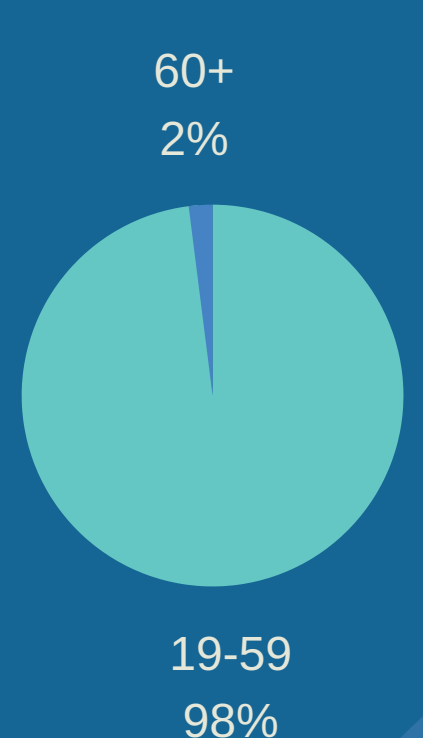
Ethnicity



Gender




Age



Relationships that Matter Program Outcomes

84% Increased knowledge of new skills and the ability to practice these skills to maintain healthy relationships



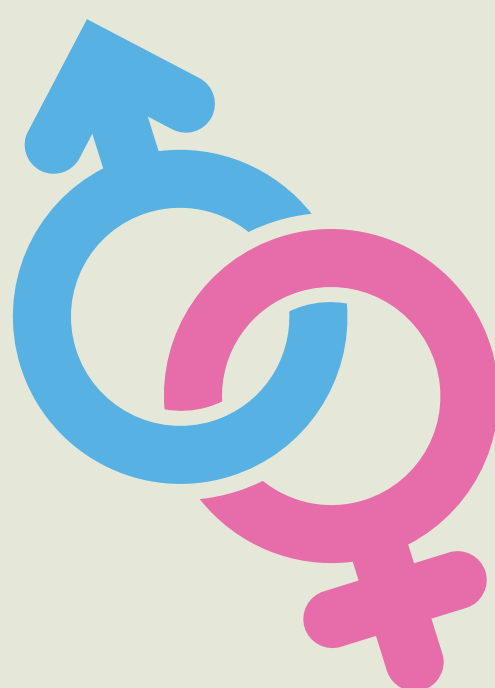
78% Improvement in the ability to build better communication in relationships

80% Improvement in the ability to handle conflict in relationships and resolve it in a positive manner



80% Increased knowledge of stressors in the life

78% Increased ability to cope with the stressors of life



71% Increase knowledge of positive parenting skills

67% Increased knowledge of differences between financial needs and wants



75% Improved knowledge of community resources

Family Strengthening

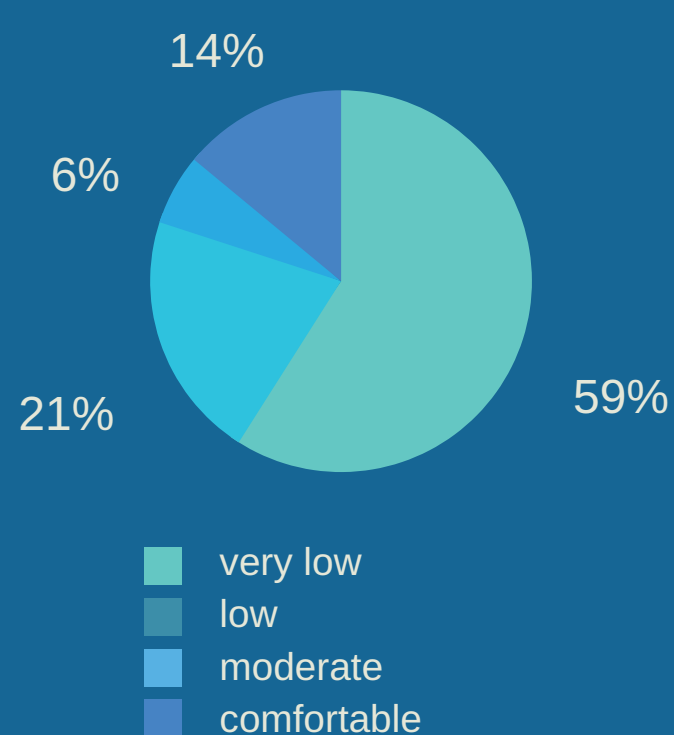


The Family Strengthening Program (FSP) is designed to teach life skills to both parents and youth. Participants are referred to IMPACT by school systems, court systems, and the community at large. The families participate in a series of classes teaching parenting skills for adults and character development for youth.

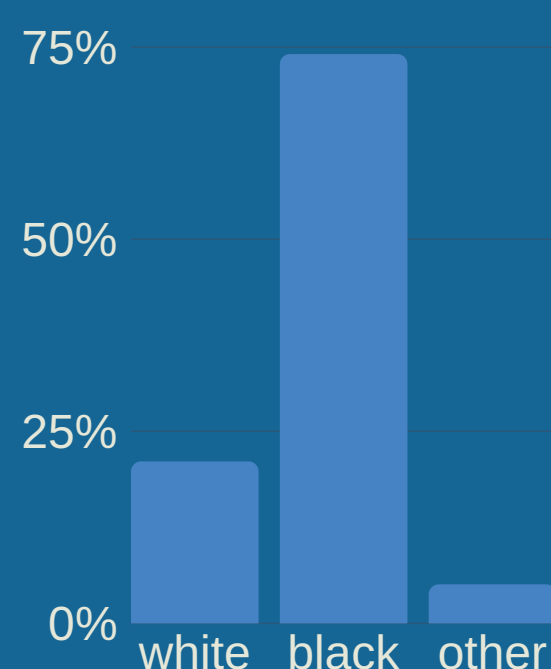
Family Strengthening Demographics:

Total Served: 506

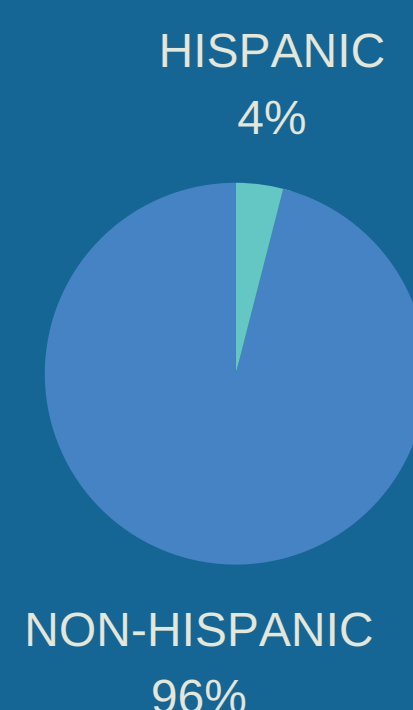
Socio-Economic Status



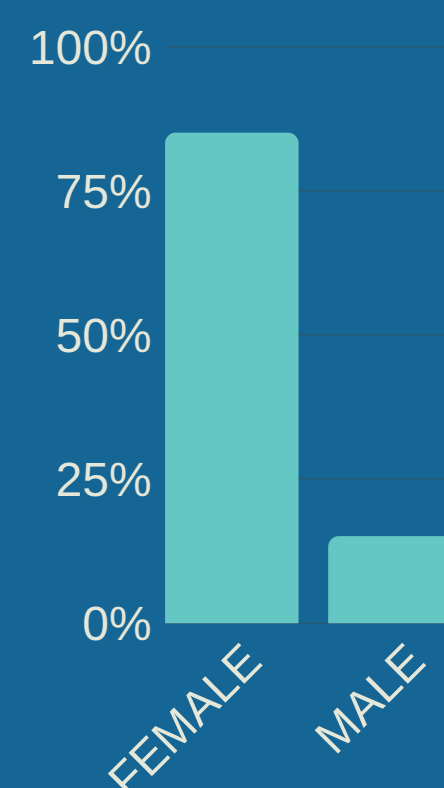
Race



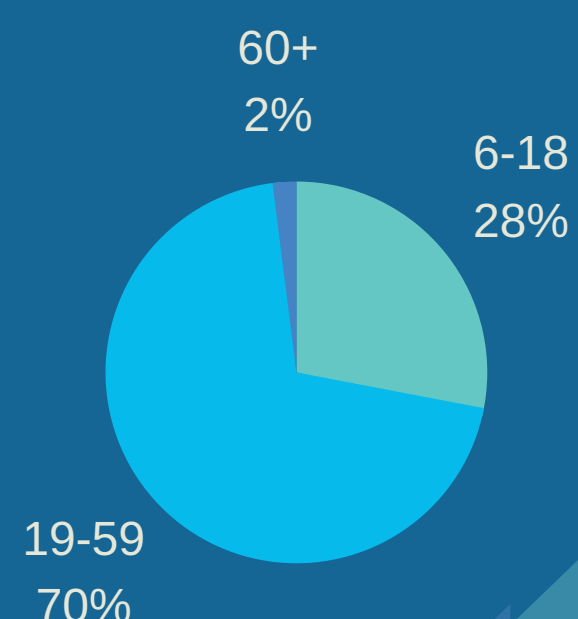
Ethnicity



Gender




Age



Family Strengthening Program Outcomes



75% of teens reported an increase in knowledge of positive stress management techniques



57% of adults reported an increase in their knowledge of skills needed to approach problems as a family



54% of teens reported an increase in their knowledge of how to handle peer pressure



67% of teens reported an increase in knowledge of their triggers to anger



67% of teens reported an improved knowledge of how to make good decisions



67% of adults reported and increased ability to manage conflict



87% reported an improved knowledge of positive parenting techniques

Successful Schools

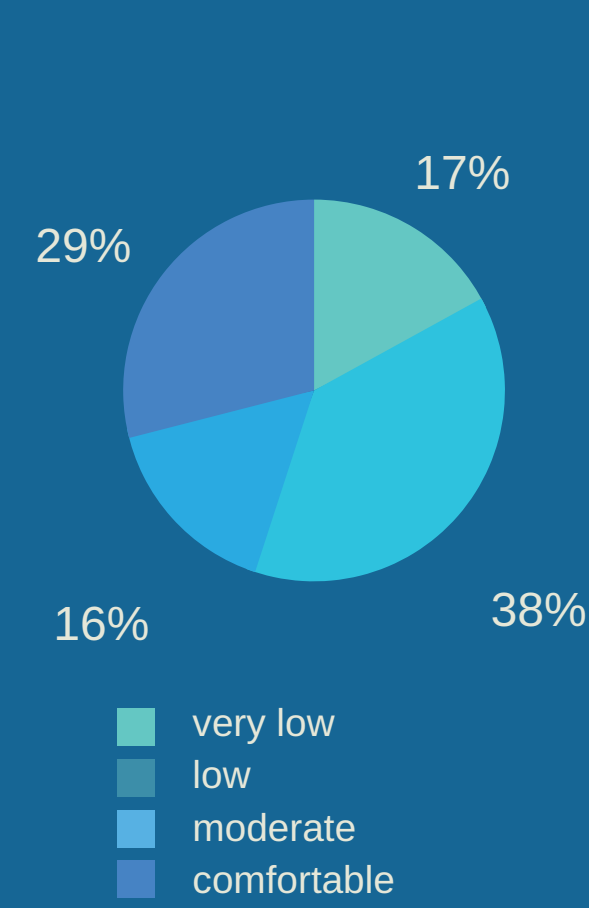


The Successful Schools Program provides school counselors and behavioral support specialists to various school systems to assist with managing the maladaptive behaviors of students. Special education coordinators, school counselors, principals, and teachers refer students to IMPACT. Intervention services are offered individually or within a group setting. IMPACT provides a specialized Day Treatment School for selected students who need a restrictive environment.

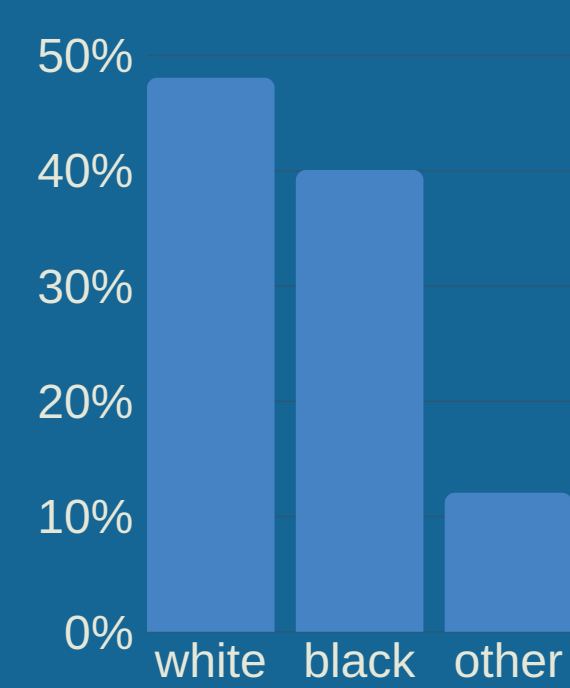
Successful Schools Demographics:

Total Served: 259

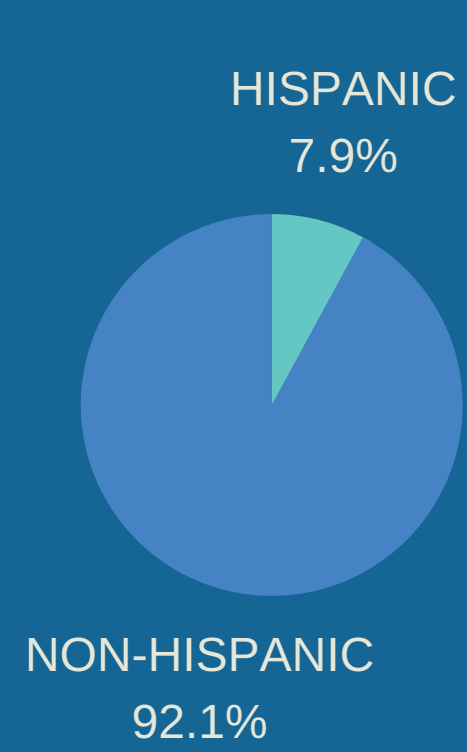
Socio-Economic Status



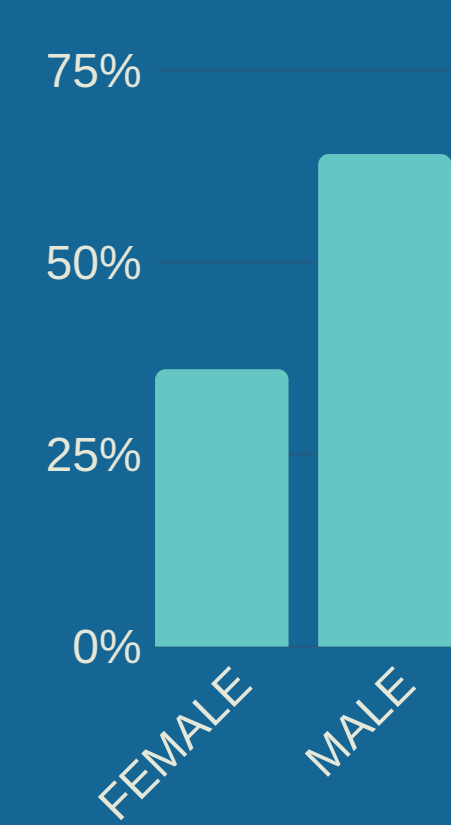
Race



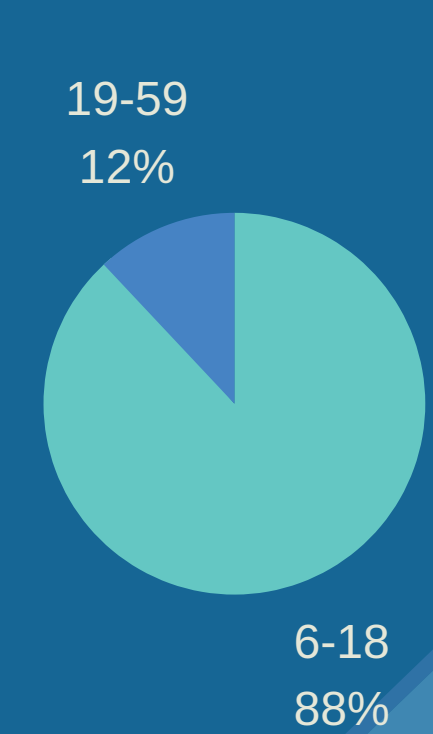
Ethnicity



Gender



Age



Successful Schools Programs

100% of students demonstrated an understanding of positive anger management/conflict resolution skills




100% of students demonstrated an understanding of positive communication skills

49% students reported an increase ability to appropriately handle anger and work out conflict with others



50% of middle and high school students reported an increase in their ability to make good decisions

40% students reported an increase in ability to keep behavior within acceptable limits, so they do not get into trouble



60% of elementary students reported a greater understanding of how to control their angry or mad feelings

61% of students reported a greater understanding of how to choose the right thing to do



61% of students reported a greater understanding of how to communicate with others,

54% of students had a decrease in the number of suspensions they received.*



73% of students had a decrease in the number of disciplinary reports received.*

Mentoring

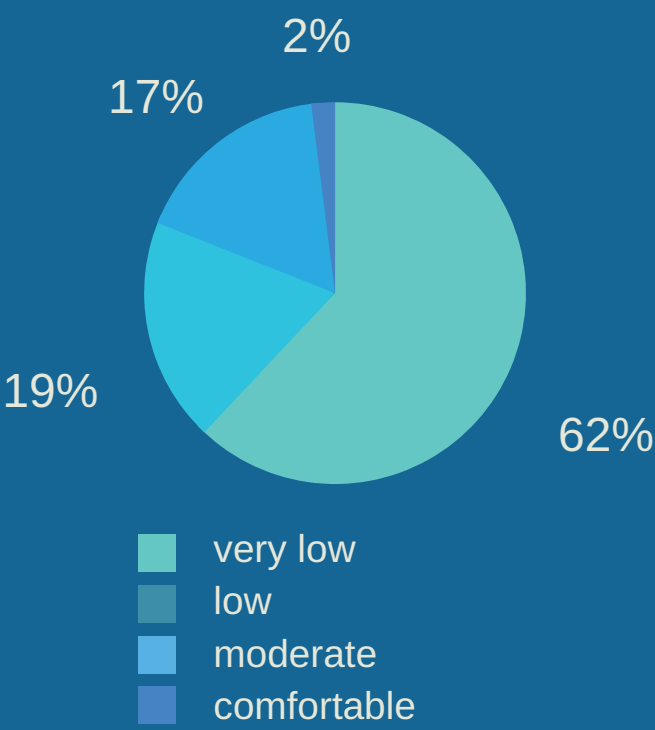


The Mentoring Program provides adult mentors for children with a disability or who have been impacted by incarceration. Youth ages 4-18 are matched with a caring adult from the community. The Adult Mentoring Program matches incarcerated male adults with community members who help the men with acclimation back into society upon release from prison.

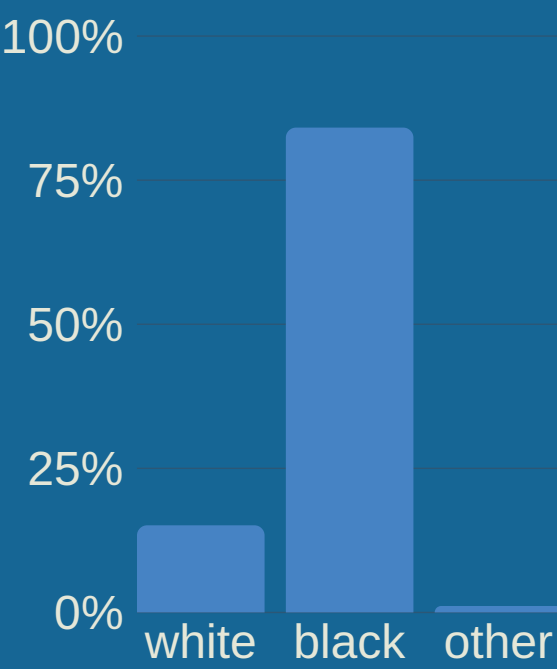
Mentoring Demographics:

Total Served: 177

Socio-Economic Status



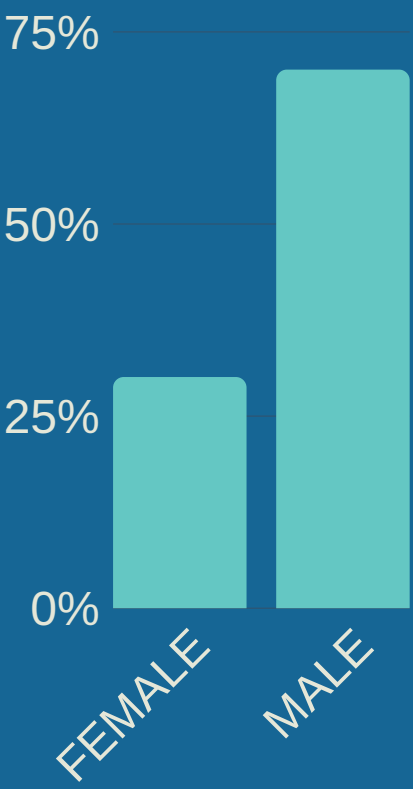
Race



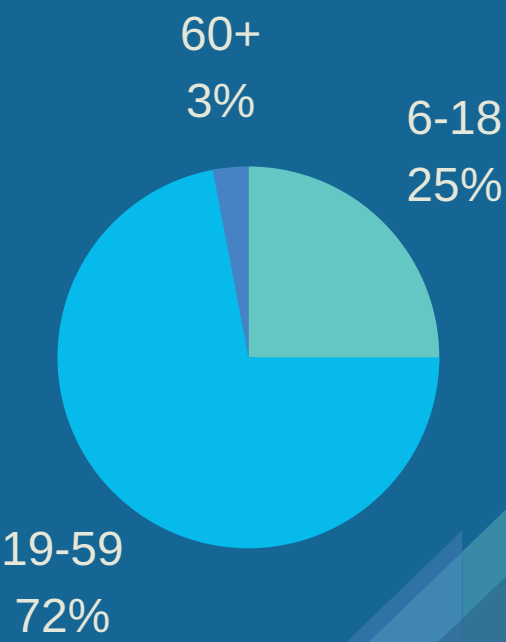
Ethnicity



Gender



Age



Mentoring Program Outcomes

54% Improvement
in ability to develop
and maintain
friendships with
peers



50% Improvement
in self-esteem

57% Improvement
in ability to
recognize bullying



39% Improvement
in their school
academics

57% Improvement
in knowledge of
where to get help
for a situation
involving bullying



61% Improvement
in knowledge of how
to make good
decisions

61% Improvement
in ability to clearly
communicate my
ideas or intentions



54% Improvement in
ability to keep behavior
within acceptable limits,
so that they do not get
into trouble

2018 Financial Statements



Support and Revenue

Government Grants	\$	1,130,103
Contract Service fees	\$	959,567
United Way	\$	89,932
Contributions	\$	70,122
Outpatient Program fees	\$	47,033
Misc. Income	\$	421

Total Operating Revenue	\$	2,297,178
-------------------------	----	-----------

Non Operating Activity

Building Rent	\$	134,539
Building Expenses	\$	126,966

Total	\$7,573
-------	---------

Expenses

Program Costs	\$	1,789,527
Management and General	\$	181,810

Fundraising	\$	11,981
-------------	----	--------

Total	\$	1,983,318
-------	----	-----------